

# MATERIALS FINISH MODULES

## MATERIALS

Metod desktops are made of monochromatic melamine boards with strong ABS edges. Both the central panel between the work surfaces and the front panels of the drawers are made of painted MDF board, whilst the drawer units are made of sheet metal. A strong metal frame supports the desk system, and the screen separating the workstations is covered in synthetic felt.

## FINISH

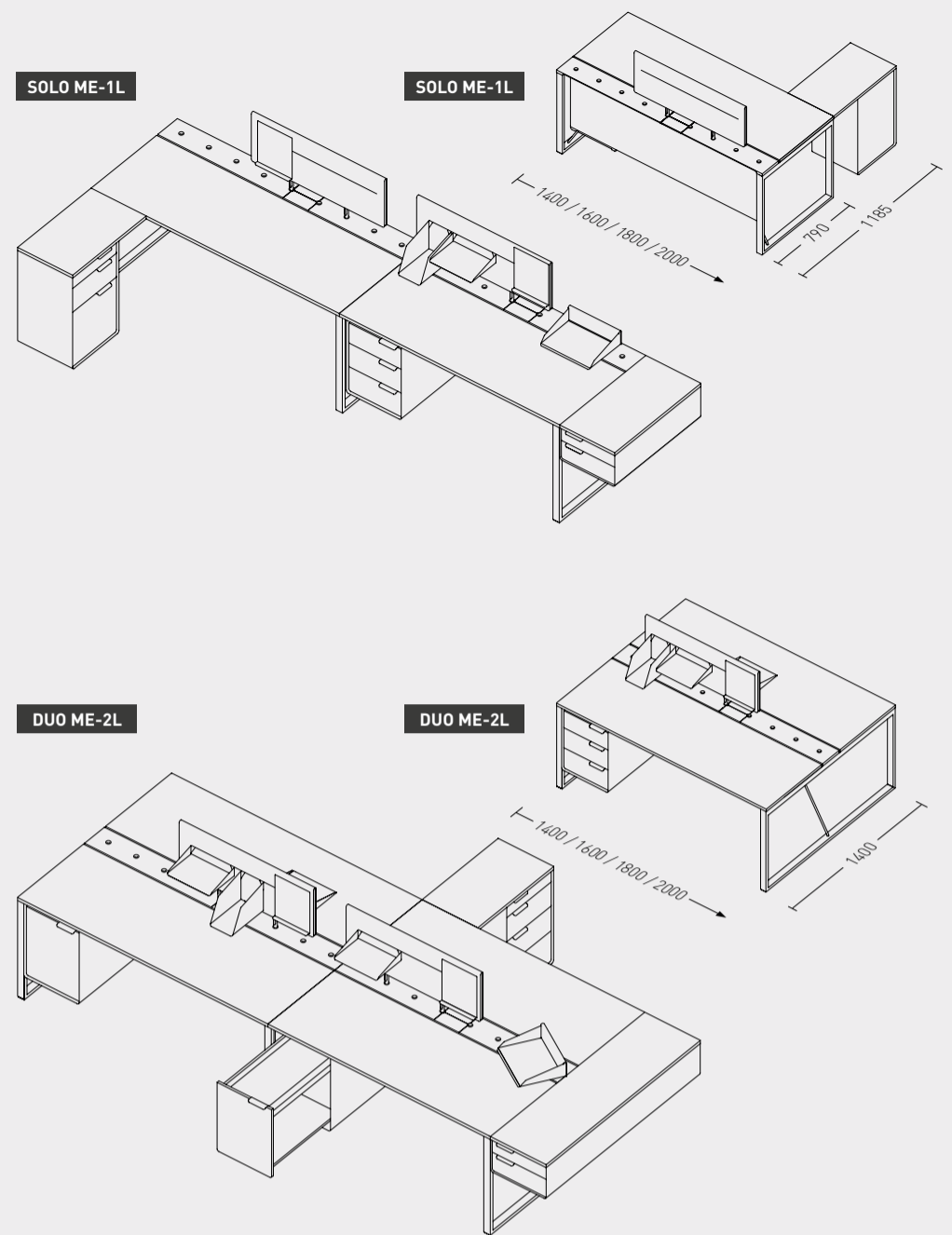
When deciding how your workstation should look, start with choosing the colour for your desk frame – either coffee black or white. The cases of the drawer units come in those two colours as well. Then, choose a colour for your desktop – either white, basalt grey or dark brown. And for a really personal look, you can get your central panel and drawer fronts in sky blue, mustard yellow or cinnamon instead. Drawer handles, central panel openings and shelves that can be fixed to the screen all come in white. The screen is covered in black felt.

FINISH	FRAME, BODY	DESKTOP	CENTRAL PANEL	DRAWERS
	RAL powder coating	melamine	painted MDF	painted MDF
WHITE				
COFFEE BLACK				
BASALT GREY	*			
SKY BLUE	*	*		
MUSTARD YELLOW	*	*		
CINNAMON	*	*		

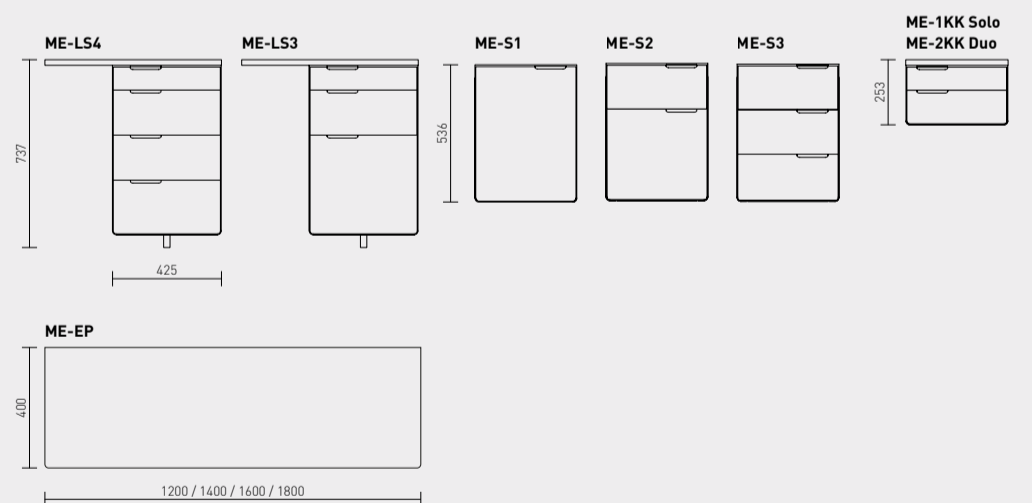
## MODULES

You can use modules to create workstations for one, two, four, six or eight people. The modules make the best use of space both on and under your desk, creating a functional working environment that gives you space and encourages teamwork. The workstation's electrical solutions are integrated into the furniture, and the cables run through a special duct under the central panel. All the sockets are easily accessible through the flaps in the middle of the desk. In the standard version, a 1.5 m cable with 2x220 V and RJ45 sockets has been integrated into the desk. A set of six sockets can also be added to the cable duct.

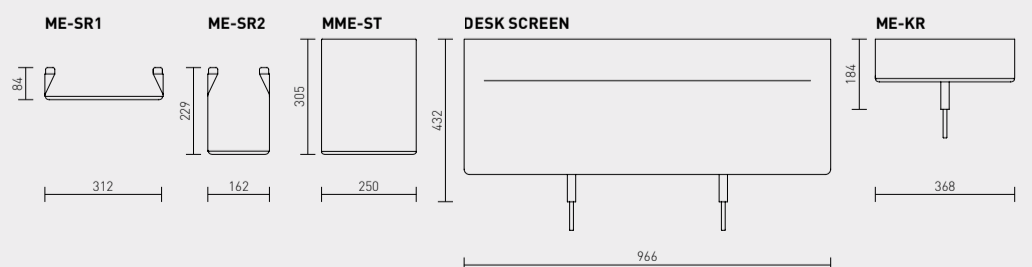
**Metod Solo** desks can be used as workstations for one person or for forming longer rows of desks. The width of a Metod Solo desktop is 790 mm and the desktops come in 1400, 1600, 1800 and 2000 mm lengths. The width of the **Metod Duo** desk (desks that face each other in a workstation) is 1400 mm and the desks come in 1400, 1600, 1800 and 2000 mm lengths. The workstations for four people offer a very high functionality, but the desktop lengths can also be extended indefinitely.



You can choose from four different types of drawer units for the workstations: **ME-LS4** and **ME-LS3** drawer units with desktop surfaces, the pull-out suspended shelf **ME-S1**, suspended drawer units **ME-S2** and **ME-S3** with two or three drawers, or the desktop surface extending drawer units **ME-1KK** for Solo desks and **ME-2KK** for Duo workstations.



All workstation sets come with a desk screen and **ME-SR1**, **ME-SR2** and **ME-ST** steel shelves that can be fixed to the screen. The screen itself is easily movable between the different slots in the central panel, and the slots can also hold the **ME-KR** rotating desk shelf.



thulema

